



DALTON DISPATCH

21st June 2018



Next newsletter – 5th July 2018

Principal's Message

Burrinjuck Learning Community Athletics Carnival

We had wintery weather for our athletics carnival, but it didn't dampen the spirits of our athletes. It was great to see our students participating and trying their best at the carnival. This also gave our students the opportunity to interact with their BLC friends from the other schools. A big thank you to all our parents who helped transport students and helped with cheering and events on the day. Due to weather conditions, high jump was not completed. Older students will be completing their high jump at school in the next week. After which, results will be available, including qualifications for the District Carnival.

Sydney Conservatorium Great Southern Tour @ Gunning PS Excursion

Permission notes went home last week, please sign and return to the office. On Tuesday 26th June, we will be attending a concert at Gunning Public School with the Sydney Conservatorium on tour. This year they are bringing a brass quintet and a singer. Leading this group is David Miller, one of the best accompanists in Australia, who really enjoys sharing his love of music with kids. We will also be having lunch and some playtime with our Gunning PS peers. Parents are welcome to join us for the concert.

Binit Binit Writers Camp

Recently, the Binit Binit Community of Schools organised a two-day writing camp for primary age students. We were able to send two of our students along. On the first day, they participated in writing workshops, an initiatives (working cooperatively) workshop, an environmental art workshop, a writing workshop with an author – Will Kostakis, and a trivia and movie night.

On the second day, our students worked on writing their narratives, which included drafting, conferencing and publishing. They also did a cartooning workshop with Simon Streatfeild. This was a wonderful opportunity for our students, for inspired writing and for the social interactions and connections they made with their Binit Binit friends.

Canberra Excursion

Permission notes went home last week. Please sign and return notes to the office. Our students are very excited to have the opportunity to visit the National Museum, the National Arboretum and the Australian Institute of Sport.

Art Opportunity at Wee Jasper PS

We have an opportunity to send two of our students to a special two-day art workshop at Wee Jasper PS at the end of this term. They will be working with the Sculptor and Installation artist, Akira Kamada. Also attending the workshop will be other Binit Binit students. Stay tuned for what happens at the workshop!

Reports

Student reports will be coming home at the end of next week – Friday 29th June. If you are interested in having a parent-teacher interview, please contact the school office for an appointment.

Athletics for Sport

For the rest of this term, we are very lucky to be having Marina Wenban from Athletics Australia deliver athletics sessions for sport. She will run four sessions until the end of term. This is excellent preparation for our District Athletics Carnival, which is coming up early next term.

Gabby Dickson – Relieving Principal

Library News

Borrowing

Parts of the administration building, including the Library, will receive a fresh coat of paint over the coming weeks. We are packing up all the books, and we will need to set the Library back up when the painting is finished. There will be no more library borrowing until it is reopened next term.




Carolyn Harrison – Teacher Librarian

Upcoming Events

9	Monday 25 th June	P&C Meeting 7pm
9	Monday 25 th June	Athletics session for sport (Athletics Australia)
9	Tuesday 26 th June	Sydney Con Great Southern Tour @ Gunning PS
9	Thursday 28 th June	Athletics session for sport
10	Monday 2 nd July	Athletics session for sport
10	Wednesday 4 th July	Canberra Excursion

Photo Gallery





**Writers
Camp**

PIC•COLLAGE



**BLC
Athletics**

PIC•COLLAGE



Athletics for sport



PIC•COLLAGE

School Holidays: Write Like an Author Boot Camp will be held at Canberra Grammar School from Monday, July 9, 2018, to Thursday, July 12, 2018. For bookings and further information, visit: <https://the-riotact.com/write-like-an-author-launches-school-holiday-camp-in-canberra/250202>



Writers Camp:

Aliens

By Kai Vivas

“Snore...snore.” “Snort...snort!”

“Gahhhh!!!” Okay, that was just Cody waking up. He’s 11 years old, but he is nearly always late for school.

“Holy potato!” Cody said. “I’m late for school! Again!! See? I told you. “Come on legs!” Cody hurriedly said while getting out of bed. He got down the stairs but tripped then slipped like a frog on his belly down an ice slope. He got up only to see a lunchbox. He rushed outside and saw... a comet? He didn’t want to have an accident. Cody turned and saw a mysterious disc. “Don’t scream don’t scream” Cody said under his breath.

“AARRGGHH!!!” He ran like a cheetah! Cody finally reached school. He looked for the UFO...Or that’s just what he thunk.

NNNNNNNNNEEEEEEEEEEEEEEE boom!!! He saw smoke rise. Rriinnnggg!!!

“Great.” Cody muttered.

“CODY!” He knew this voice. “COME HERE!” Cody walked up to class. “You’re late.” Said his teacher, Mr Meaner. ZAP! ZAP!

“Uh-oh.” Cody said. “Aliens!!” “Wot?!” “Call the army and the navy!”

“Too late.” Mr Meaner said. Everyone ran away.

Half an hour later...

Navy boats and tanks and planes! Who’d of thunk?!

There were bullet shells EVERYWHERE! Cody realised... He could destroy them. All he needed was a tank. He saw a deserted tank. He climbed up. Click.

BOOM!!!!!!!!!!

The aliens crashed by the force of the bullets.

He looked inside. Inside were...

Dodos?

The Lost Kid

By Grace Palmer

Holy smokes she’s gone. I swear she was here a minute ago. Mum has left me in charge of my little sister for the day and now she’s nowhere to be found.

All was going well, until! My sister went missing. I raced in to her room, she was missing. I don’t like this feeling, it’s not right I have to find her come on think hard.

If I want to find my sister, I have to think like her, I just have to start from the beginning of the day. I think know where she is. I will go look in the bathroom.

I hear rustle, it is my dogs hiding in the bath, I hear a giggle, it is my sister.

Head Lice

Mechanical removal or 'comb and conditioner' method

What you need for this method:

- Normal comb to detangle hair prior to using metal lice comb
- Fine toothed metal lice comb (available from your local chemist or online)
- Conditioner - buy a cheap brand as you will be needing a lot of it, and preferably one that is white to make spotting the lice easier
- White paper towel

Mechanical removal involves applying conditioner to dry hair. Cover all of the hair with conditioner, detangle hair with normal comb and separate into sections. Then, using a fine long toothed metal lice comb, comb through the hair in sections. The conditioner does not kill lice but stuns them for about 20 minutes enabling easier removal. The long toothed metal comb will remove nits and the stunned head lice. Wipe the comb on a white tissue and check for any lice or nits. Keep combing until no more appear on the tissue. This method should be done every second or third day until no nits and lice remain, usually about 7 to 10 days. Please see the explanation below for more detailed guidance.

This method is the preferred way to detect and treat head lice because it is effective, does not contribute to insecticide resistance in head lice and also presents a low risk of skin irritation. This method also helps manage head lice before they become established on the head.

Chemical removal

What you need for this method:

- Normal comb to detangle hair prior to using metal lice comb
- Chemical treatment containing synthetic or natural insecticides that kill head lice (talk to your local pharmacist to identify the treatments containing insecticides)
- Fine toothed metal lice comb (available from your local chemist or online)
- White paper towel

If you choose to use a chemical treatment, remember to follow the instructions carefully. You will also need to comb through the hair to ensure the treatment is working. If you find dead lice it means the product has worked. If you find live lice, the treatment has not worked. Don't be tempted to re-apply or over-apply the same chemical if it doesn't appear to be working. Instead switch to another treatment that uses a different chemical compound or use the 'comb and conditioner method' as described under the mechanical removal. It is very important that you repeat the chemical treatment in seven days to kill any newly hatched eggs as most chemical treatments will not kill the eggs (nits).

Once your child is free of lice and nits, remember to regularly check with a fine toothed head lice comb and conditioner as described above. Early detection and treatment will prevent re-infestation of other family members and classmates.

What to do with bedding and clothing

Research suggests that bed linen, hats, clothing and furniture do not harbour or transmit lice or nits and that there is no benefit in washing them as a treatment option. Nits and lice only live on the human head. They quickly dehydrate and die if removed from the head.

Source: <http://www.health.nsw.gov.au/environment/headlice/Pages/treatment.aspx>